



## Welcome to the world of **Infinity**

In the ever changing landscape of show-electronics and stage-technologies, cost of ownership and return on investment become crucial criteria for professionals. In a global arena, competition comes from all directions and new players emerge all the time. Picking the right products and making the most creative and yet profitable investment can be challenging. To make your life as a light-professional easier, we therefore present **Infinity**, the new intelligent lighting brand. Infinity embodies professional lighting-products that combine road-proof and event-worthy quality with an outstanding price-tag. Our products are developed by professional users for professional users and produced according to the highest standards. They can be installed in high profile shows and due to their affordability Infinity-products deliver an excellent "bang for the buck". Infinity lighting-products will satisfy the most critical users and clients.

With pride, we welcome you to have a look at these new professional light-tools:



### **Infinity Sunpanel:**

a high-power, modular LED blinder that opens up a whole new world of show-possibilities.



### **Infinity Wash:**

our own LED colorpainter with infinite colour-combinations to create the perfect mood for every occasion.



### **Infinity Strobe:**

a high-power LED strobe- and flash-unit packed into a rugged aluminium housing to create creative effects.



### **Infinity Movingheads:**

a wide range of intelligent light fixtures ranging from powerful beams to versatile washes.




Project: The Voice Kids Final (NL)    Producent: Talpa (NL)    Production: Ampco-Flashlight (NL)    Light design: Bas de Vries, Light-H-art (NL)    Products: Infinity Sun Panels



# Infinity iPW-150 LED Sunpanel

33200



The Infinity Sunpanel is a LED blinder panel with 150x 3W Osram Oslon LEDs, arranged in a 10x15 matrix and pixel pitch of 80mm. The 25,5mm narrow lenses, with its powerful 2400° Kelvin 3W LEDs, create a wall of pinchy blinders hereby generating amazing volumetric graphics. Each LED is driven by state of the art drivers. These drivers allow a perfect smooth dimming curve from zero to full on, without any gaps or steps in between.

The Sunpanel has a rugged modular mesh construction with 6 detachable modules, which makes it possible to be creative when placing other fixtures behind or through the mesh panel. The dedicated rigging bar, which can hold 6 Infinity Sunpanels, allows you to set an angle between the panels of up to +/-15° in steps of 5°. The Sunpanel is IP-54 certified and therefore equipped with Neutrik powerCON TRUE1 and Neutrik 3 & 5 pole waterproof chassis connections. The infinity Sunpanel can be controlled by DMX, but it also has a RDM and Artnet functionality. To create an easy setup for Arkaos VJ software the Klingnet protocol has also been integrated. The built-in Ethernet switch makes it possible to easily daisy chain your data network, external switches or routers are no longer needed.

With its intuitive menu structure and big color display, all settings are made easily. When a new level of intensity is needed, the infinity Sunpanel is the tool for light designers. It allows them to bring new creative ideas to any stage or fixed installation.



**Sunpanel iPW-150 Rigging bar 33201**




Max Load:	6 Sunpanels	Max curve:	15° in 5° steps
Rigging:	3x Flying eye	Measurements:	795 x 76 x 138
	M20	Weight:	8.2 Kg

**Special features:**

- IP-54
- Pixel control
- PowerCON TRUE1 in- and outputs
- Built-in Ethernet switch
- RDM Artnet & Klingnet





Project: The Voice Kids Final (NL)    Producent: Talpa (NL)    Production: Ampco-Flashlight (NL)    Light design: Bas de Vries, Light-H-art (NL)    Products: Infinity Sun Panels



Project: The Voice Kids Final (NL)    Producent: Talpa (NL)    Production: Ampco-Flashlight (NL)    Light design: Bas de Vries, Light-H-art (NL)    Products: Infinity Sun Panels



## Infinity PWL-1210 Wash


**44500** Prolight RGBW 4-in-1 LEDs

The PWL-1210 is a professional LED wash Infinity. It's not only the powerful output that takes this wash to a new level of quality. Every detail of the PWL-1210 is thought over to make this wash the perfect choice for professionals. It runs on DMX and RDM protocol, the die cast housing is IP-54 rated and equipped with Neutrik PowerCON TRUE1 in- and outputs. The menu based on a color display will always be in the correct position due to its built-in gravity sensor. However it's a rugged and heavy duty housing the bracket keeps the unit in the correct position at all times. This heavy duty bracket is also very easy to fix with just one handling. The PWL-1210 has RGBW color-mix with built-in LEE & color temperature presets. Together with the 4 selectable dimming curves it brings the desired sphere with the correct color. Infinity PWL-1210 is designed for the most high demanding light designers and rental companies.



**Special features:**

- IP-54 Die cast housing
- Powercon True1 in- and outputs
- LEE & Colourtemp presets
- DMX & RDM Protocol





## Infinity XPLO-15 LED Strobe

**40280** Luxeon CW SMD LEDs

The XPLO-15 is a professional strobe from Infinity. It is designed for the most high demanding light designers and rental companies. But it's not only the powerful output that takes this strobe to a new level of quality. Every detail of the XPLO-15 is thought over to make this strobe the perfect choice for professionals. It runs on DMX with RDM protocol, the die cast housing is IP-54 rated and equipped with Neutrik PowerCON TRUE1 in- and outputs. The menu based on a color display will always be in the correct position due to its built-in gravity sensor. However it's a rugged and heavy duty housing the bracket keeps the unit in the correct position at all times. This heavy duty bracket is also very easy to fix with just one handling. The XPLO-15 has 4 dimming curves and separate strobe intensity, duration and rate parameters. Eight unique zones of control allow ultimate flexibility while unique built-in chases aid in creativity and simplicity. With over 28,000 lumens of output, the XPLO-15 rivals conventional strobes and retains dynamic looks whether washing a stage or pointing directly at an audience.

**Special features:**

- IP-54 Die cast housing
- Powercon True1 in- and outputs
- 28.000 Lumens
- DMX & RDM Protocol







## Infinity iPW-150 LED Sunpanel

**33200** High performance LED Blinder

LED System:	150x Osram Oslon LED 3W
Drive Current:	700mA
Output:	21.000 lumen
Colour temp.: /Rate:	2400K / 7800Hz
Power Supply:	100-240 VAC, 50/60Hz
Power Consumption:	600W Max
Control Mode:	DMX512, RDM, Artnet, Klingnet
DMX channels:	150, 8, 4
Dimmer:	0-100%
Max strobe freq.:	30Hz
Field Angle:	9 degrees
Lens diameter:	25,5mm
Pixels:	10Hx15V
Pixelpitch:	80mm
Dimensions:	1226 x 796 x 190mm
Weight:	32Kg
Housing:	Modules, die cast aluminum Frame, Aluminum extrusion
Colour:	Modules, black powder coated Frame, black anodization
Power Connectors:	Neutrik PowerCon TRUE1 in-& output
DMX Connectors:	Neutrik XLR 3 + 5pole
Data Connectors:	RJ-45 In-& output
Cooling:	Convection
Operation temp.:	-20~40°C
Protection:	IP-54



## Infinity PWL-1210 Wash

**44500** Prolight RGBW 4-in-1 LEDs



Lumen:	>2500 Lumen
LED System:	12 x 4-in-1 SMD Prolight
Driver current:	560mA
Dimmer:	0-100%
Dimming curves:	Linear, PL-Curve, S-Curve, Square-Curve
Strobe: / Refresh rate	20 Hz / 7800Hz
Beam Angle:	21°
Protocol:	DMX512 & RDM
On Board:	Colourdisplay with gravity sensor
Options :	DMX, Auto, Manual, LEE & Colourtemp presets
DMX personalities:	6,10,16,10CH
Input Voltage:	100~240VAC 50/60Hz
Power consumption:	120W max @FO
Dimensions (LxDxH):	319 x 167x 136 mm
Weight:	5,4 kg
IP Rating:	IP-54
Housing:	Die Cast Aluminium
Connections:	Neutrik Powercon True1 in-output & Neutrik XLR 3 pole
Cooling:	Convection Cooling

## Infinity XPLO-15 LED Strobe

**40280** Luxeon CW SMD LEDs



LED System:	576 x 6500K Luxeon SMD
Drive Current:	560mA
Output:	28.000 lumen
Power Consumption:	155W Max
Control Mode:	DMX512 or RDM
DMX channels:	1,3,4,6,28
Dimmer:	0-100%
Strobe:	0.5 – 30Hz
Beam Angle:	115 degrees
Dimming curves:	Linear, PL-Curve, S-Curve, Square-Curve
Dimensions:	390 x 150 x 60 mm
Weight:	5,4 kg
Housing:	Die Cast Aluminum
Colour:	Black, powder coated
Power Connectors:	Neutrik Powercon True1 in-& output
Data Connectors:	Neutrik XLR 3pole
Cooling:	Convection
Operation temp.:	-20~40°C
Protection:	IP-54



## Infinity iW-715

**41520** RGBW Wash, Manual Zoom

The iW-715 is compact and powerful moving head with both beam and wash function. It is equipped with 7 pieces quad color RGBW LED's. Each LED offers 15W of power and full RGBW color mixing ensuring rich colors and bright white colors as well as trendy pastel colors. The 3 step manual zoom function allows you to adjust your beam in three different degrees: 7, 25 and 50 degrees. Either you need a compact beam or a compact wash light; iW-715 will do the job. High speed motors for pan and tilt movement are used for accurate and very fast movements. Multiple dimming curves can be selected by the GUI creating halogen modes either quick dimming. Strobe and dimming are microprocessor controlled ensuring smooth 0-100% dimming as well high speed 0-20Hz strobe effects.

### Special features:

- **Beam & Wash effect**
- **Ultra-fast movements**
- **1 Clamp rigging**
- **Multiple dimming curves**
- **Battery powered menu**
- **Manual zoom (7, 25, 50 degrees)**





## Infinity iW-720

**41521** RGBW Wash, Electronic Zoom

The iW-720 is equipped with 7 pieces quad color RGBW LED's of 20W. In contrast to the iW-715 the iW-720 offers seam-less zoom from 7° till 50°. Another significant key feature is the segment control of the LED's. The 7 LED's are divided into 4 sections which can be controlled individual-ly offering the user endless creative possibilities controlling your LED's. High speed motors for pan and tilt movement are used for accurate and very fast movements. Multiple dimming curves can be selected by the GUI creating halogen modes either quick dimming. Strobe and dimming are microprocessor controlled ensuring smooth 0-100% dimming as well high speed 0-20Hz strobe effects.

**Special features:**

- *Motorized Zoom*
- *4 Section control*
- *Ultra-fast movements*
- *1 Clamp rigging*
- *Battery powered menu*





## Infinity iW-1915


**41522** RGBW Wash, Electronic Zoom


The iW-1915 offers 19 quad color LEDs with RGBW color mixing, each LED can handle 15 Watt. It has a wide linear zoom function starting from 7 degrees up to 50 degrees. This wide zoom range allows you to use the iW-1915 as a beam effect either a wash light. The iW-1915 is equipped with high torque motors to ensure fast movements. The LEDs are divided in 5 controllable sections allowing you rich color flows and creative patterns.



### Special features:

- Motorized Zoom
- 5 Section control
- Beam & Wash effect
- High torque motors
- Battery powered menu





## Infinity iW-1915 Pixel

**41523** RGBW Wash, Zoom, Pixel control

The Infinity iW-1915Pixel combines all benefits of the already popular iW-1915 with full pixel control allowing the light operator maximum creativity to create stunning light-and multimedia shows. The customized high grade lens plate ensures excellent optics and perfect color-mixing at any zoom position. It has a wide linear zoom function starting from 7° up to 50° allowing you to use the fixture either as beam effect or wash light. Also the iW-1915Pixel is equipped with high torque motors to ensure fast movements.

### Special features:

- *Motorized Zoom*
- *Full Pixel Control*
- *Clear lens with background color effect*
- *High Torque Motors*
- *Selectable RGBW or CMY color mixing*
- *Artnet control*





## Infinity iM-2515


**41560** RGBW Matrix

The Infinity iM-2515 offers unlimited freedom by its continuous rotating on both pan and tilt movement. This 5x5 Matrix is fully pixel controllable ensuring maximum creativity and control. It offers an enormous light output due to the Osram O-Star RGBW LED's in combination with the newly developed high grade optical system with a beam angle of just 4.5°. The high torque motors ensuring very fast movements and unlimited freedom of movement.

Create dynamic effects, breath-taking visuals or just massive solid beams; the Infinity iM-2515 is the right tool for every job.

### Special features:

- *Motorized Zoom*
- *Full Pixel Control*
- *Clear lens with background color effect*
- *High Torque Motors*
- *Selectable RGBW or CMY color mixing*
- *Artnet control*




## Infinity iS-100


**41500** 100W LED Spot

The iS-100 is a powerful LED moving head. It is equipped with all high-end technology which are characteristic for Infinity. It's powerful 100W LED engine offers a bright and solid beam. It is equipped with 2 gobo wheels. One rotating wheel contains 7 rotating gobos of which 2 are glass. The fixed gobo wheel contains 8 metal gobos. The color wheel has 8 colors plus white and has the possibility to make half colors. The trapezium shaped colors ensure smooth color changes and fades as well split colors. For extra effects it is equipped with an iris as well a rotating 3 facet prism. The iS-100 is equipped with high torque motors on pan and tilt movement ensuring fast movements.

### Special features:

- *Motorized Iris & Focus*
- *Covers with quick lock screws*
- *Fast color & gobo changes*
- *High torque motors*
- *Battery powered menu*






## Infinity iS-200

**41501** 200W LED Spot

The iS-200 is equipped with a powerful 200W LED engine and a special optical lens offering a bright and solid beam. In comparison to the iS-100 it offers 2 gobo wheels and 2 color wheels. It has a rotating 3 facet prism as well a frost filter which makes it possible to use the fixture also as a true wash light. Quick lock screws on the covers allow you to change gobos within minutes without the need of any special tools. Due to its powerful light output, fast movements and full functionality the iS-200 is a true workhorse for the most demanding lighting professional.

**Special features:**

- *Motorized Iris & Focus*
- *2 Gobo & Colour wheels*
- *Frost filter*
- *High torque motors*
- *Battery powered menu*







## Infinity iB-715

**41540** RGBW Beam

The Infinity iB-715 offers unlimited freedom by its continuous rotating on both pan and tilt movement. It offers an enormous light output due to the Osram O-Star RGBW LED's in combination with the newly developed high grade optical system with a beam angle of just 4.5°.

The LED's can be controlled apiece ensuring creative and dramatic effects in any venue.

The high torque motors ensuring very fast movements and unlimited freedom of movement

**Special features:**

- 4.5 degree high grade optics
- Osram O-star RGBW LED
- Continuous Pan & Tilt rotating
- High Torque Motors
- Selectable RGBW or CMY color mixing






## Infinity iB-2R

**41531** 2R Beam, incl. Osram lamp

Razor-sharp beams, fast movements, professional functions and still affordable. These are the key features of the iB-2R. The iB-2R is equipped with a Osram Sirius HRI-132W lamp (2R) (included) and is packed with great features. It has a ultra-fast gobo wheel containing 17 metal gobos. The color wheel packed with 14 colors ensure rich and vivid colors in any venue. Furthermore it has a 8 facet rotating prism as well a linear rotating prism. Both prisms can be used together for extra dramatic effects. A built-in frost filter is standard included as well.

**Special features:**

- 8 Facet & Linear prism
- Colour-bump possibility
- Frost filter
- High torque motors
- Battery powered menu






## Infinity iB-5R a


**41530** 5R Beam, incl. Osram lamp

Fully packed with features for the most demanding beam-effect user the iB-5R offers you all functions you require. The Infinity iB-5R has fast movements for pan/tilt, gobo and color changes, and offers 17 metal gobos in combination with 14 vivid colors. Besides the main difference of the light source with the iB-2R there is one more significant difference in features. The iB-5R is equipped with a zoom function on the 8 facet prism, this feature is not available on the iB-2R. It comes complete with a Osram Sirius 230W lamp (5R) (included).

### Special features:

- 8 Facet prism with zoom
- Colour-bump possibility
- Frost filter
- High torque motors
- Battery powered menu





## Infinity iB-16R

**41532** 16R Beam, incl. Osram lamp

The iB-16R is a truly versatile moving head offering a beam, spot and wash effect in one. This in combination with the powerful Osram Sirius 330W lamp offering a great punch of light makes this IB-16R to the ultimate tool for the most demanding lighting professional. The fixture delivers an extreme output of 111.000 Lux @ 15m with an extremely tight beam angle of 1-4.5° in beam mode and 5-19° in spot mode. It offers two prisms (5 facet linear, and 8 facet) which can be overlayed and both are rotatable in both directions. Furthermore it is equipped with 2 gobo wheels and a colour wheel.

### Special features:

- 111.000 Lux @ 15 meter
- Two prisms with overlay effect
- 2.5° to 8° zoom in beam mode, 5° to 19° zoom in spot mode for variable beam size options
- Two gobo wheels, 1 rotating and 1 static
- Auto-Focus function



# Infinity Movingheads

High performance Intelligent Light

# Infinity Movingheads

High performance Intelligent Light

Infinity Moving Head Series	iW-715	iW-720	iW-1915	iW-1915 Pixel	iM-2515	iS-100	iS-200
Light source	7x 15W RGBW	7x 20W RGBW	19x 15W RGBW	19x 15W RGBW	25x 15W RGBW	100W LED	200W LED
Output Lux @ 2m	25200	31300	36600	36600	490000	19500	39900
Beam angle	7/25/50°	7-50°	7-50°	7 - 50	4,5	15°	17°
Zoom	Manual	Motorized	Motorized	Yes	No	No	No
Dimmer	0-100%	0-100%	0-100%	0-100%	0-100%	0-100%	0-100%
Dimmer system	Electrical	Electrical	Electrical	Electrical	Electrical	Electrical	Electrical
Strobe	0-20Hz	0-20Hz	0-20Hz	0-20Hz	0-20Hz	0-20Hz	0-20Hz
Iris	-	-	-	-	-	Motorized	Motorized
Focus	-	-	-	-	-	Motorized	Motorized
Prism	-	-	-	-	-	3-facet	3-facet
Prism Rotation / Zoom	- / -	- / -	- / -	-	-	Yes / No	Yes / No
Frost filter	-	-	-	-	-	No	Yes
Gobo's	-	-	-	-	-	7 + 8	7 + 8
Animation	-	-	-	204	123	-	-
Gobo replacable	-	-	-	-	-	Wheel 1	Wheel 1
Rotating gobo wheel	-	-	-	Yes	Yes	Wheel 1	Wheel 1
Gobo Shake / Flow	- / -	- / -	- / -	-	-	Yes / Yes	Yes / Yes
Colours	-	-	-	-	-	8 dichroic + white	7 dichroic + white
Colour Presets	24	34	34	12 + CTC	12 + CTC	-	-
Split-colors / Rainbow-effect	No / Yes	Yes / Yes	Yes / Yes	-	-	Yes / Yes	Yes / Yes
DMX Channels (min/max)	7 / 14	14 / 29	14 / 34	21-97	23 -123	15 / 19	16 / 19
Pan / Tilt	540° / 270°	540° / 270°	540° / 270°	540 / 270	infinite	540° / 270°	540° / 270°
Pan/tilt resolution	16 bit	16 bit	16 bit	16 bit	16 bit	16 bit	16 bit
High-torque motors	Yes	Yes	Yes	Yes	Yes	Yes	Yes
Battery operated display	Yes	Yes	Yes	Yes	Yes	Yes	Yes
Gravity sensor	Yes	Yes	Yes	Yes	Yes	Yes	Yes
Weight (kg)	6	8	14,5	14	20	16,5	21
Dimensions (mm) (WxDxH)	204 x 219 x 351	204 x 219 x 380	303 x 366 x 427	303 x 366 x 427mm	366 x 485 x 586 mm	303 x 306 x 485	346 x 417 x 551
Fixure connections / Powercon	XLR 3P in & out / Yes	XLR 3P in & out / Yes	XLR 3P in & out / Yes	3+5P / Yes	3+5P / Yes	XLR 3P & 5P in & out / Yes	XLR 3P & 5P in & out / Yes
Max power consumption (W)	173	240	528	550	450	220	370

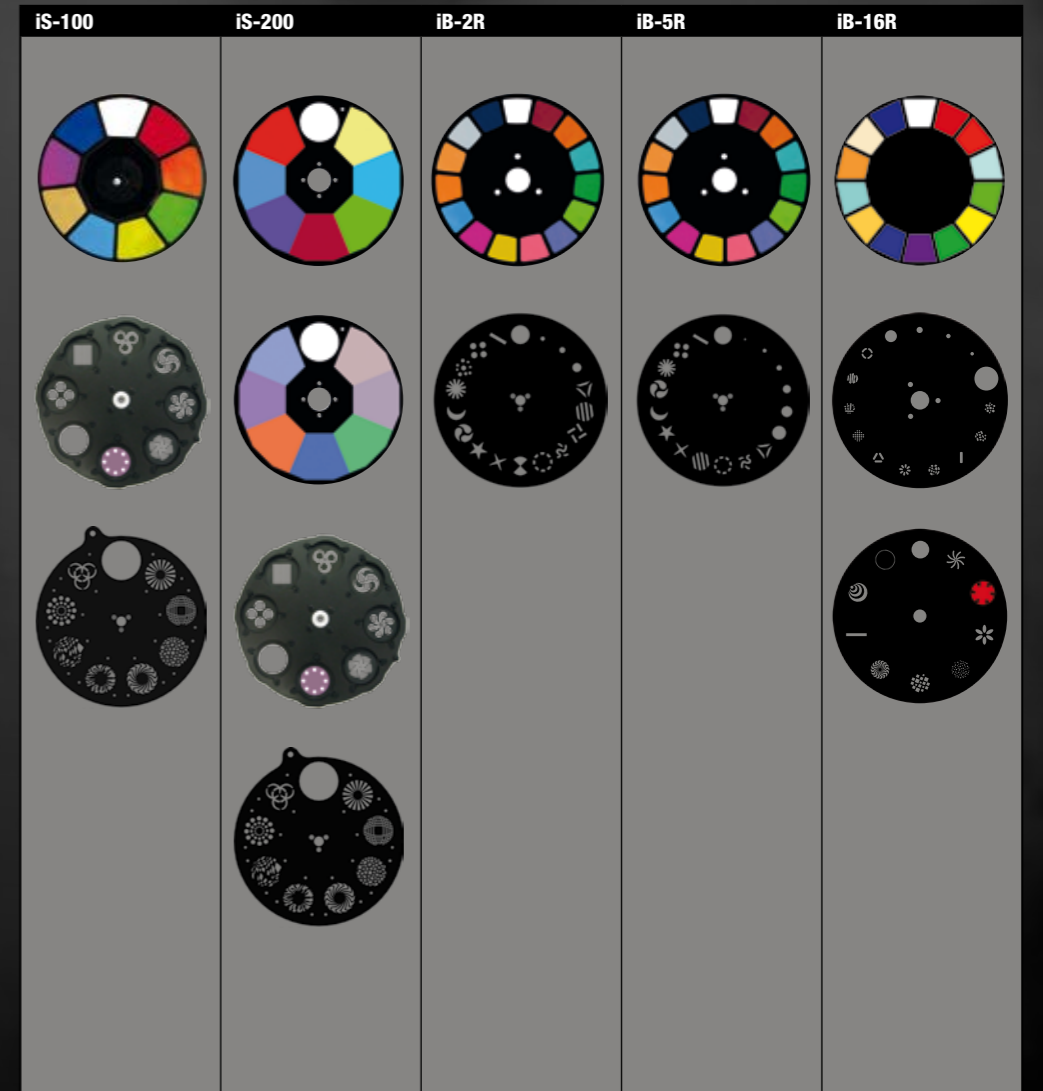
# Infinity Movingheads

High performance Intelligent Light

# Infinity Movingheads

High performance Intelligent Light

Infinity Moving Head Series	iB-715	iB-2R	iB-5R	iB-16R
Light source	7x 15W RGBW	2R 132W	5R 230W	16R 330W
Output Lux @ 2m	135000	4000000	7312500	6250000
Beam angle	4,5	3°	1 - 3.8°	2,5 - 19
Zoom	-	No	Motorized	Yes
Dimmer	0-100%	0-100%	0-100%	0-100%
Dimmer system	Electrical	Mechanical	Mechanical	Electrical
Strobe	0-20Hz	0-20Hz	0-20Hz	0-20Hz
Iris	No	No	No	No
Focus	No	Motorized	Motorized	Motorized
Prism	No	8-facet round & 8 facet linear	8-facet	8 facet round + 5 facet linear
Prism Rotation / Zoom	No	Yes / No	Yes / Yes	Yes / No
Frost filter	No	No	Yes	Yes
Gobo's	-	17	17	9
Animation	95	-	-	13
Gobo replacable	No	No	No	Yes
Rotating gobo wheel	Yes	No	No	Yes
Gobo Shake / Flow	No	Yes / Yes	Yes / Yes	Yes
Colours	-	14 + white	14 + white	13 + white
Colour preset	12 + CTC	-	-	-
Split-colors / Rainbow-effect	No	Yes / Yes	Yes / Yes	Yes / Yes
DMX Channels (min/max)	23-51	15 / 19	15 / 18	26-31
Pan / Tilt	infinite	540° / 270°	540° / 270°	540 / 270
Pan/tilt resolution	16 bit	16 bit	16 bit	16 bit
High-torque motors	Yes	Yes	Yes	Yes
Battery operated display	Yes	Yes	Yes	Yes
Gravity sensor	Yes	Yes	Yes	Yes
Weight (kg)	9	17,5	20,5	25
Dimensions (mm) (WxDxH)	204 x 219 x 404mm	303 x 366x 475	346 x 417 x 490	410 x 327 x 638mm
Fixture connections / Powercon	3+5P / Yes	XLR 3P & 5P in & out / Yes	XLR 3P & 5P in & out / Yes	3+5P / Yes
Max power consumption (W)	150	265	385	522



# Infinity Movingheads Series


## Wireless DMX Upgrade-modules

The Wireless DMX Upgrade is an upgrade set which includes all the necessary components for receiving wireless DMX in a 2,4GHz band, compatible with our Wireless Solutions DMX Transmitters. The receiver must be linked and unlinked by the transmitter in order to communicate. It is possible to link multiple receivers to one transmitter. The presence of the wireless communication is indicated by the blinking data symbol in the display.

In order to prevent damage to the antenna connector, it is recommended to detach the antenna before placing the moving head onto a flat surface.

### Infinity wireless DMX upgrade kit

iS-100 (Wireless Solutions Sweden)	<b>MOD41500</b>
iS-200 (Wireless Solutions Sweden)	<b>MOD41501</b>
iW-715 (Wireless Solutions Sweden)	<b>MOD41520</b>
iW-720 (Wireless Solutions Sweden)	<b>MOD41521</b>
iW-1915 (Wireless Solutions Sweden)	<b>MOD41522</b>
iW-1915 Pixel (Wireless Solutions Sweden)	<b>MOD41523</b>
iM-2515 (Wireless Solutions Sweden)	<b>MOD41560</b>
iB-715 (Wireless Solutions Sweden)	<b>MOD41540</b>
iB-2R (Wireless Solutions Sweden)	<b>MOD41531</b>
iB-5R (Wireless Solutions Sweden)	<b>MOD41530</b>
iB-16R (Wireless Solutions Sweden)	<b>MOD41532</b>





Project: new video clip "K3 loves you"    Producent: Studio 100 NV (B)    Lightdesign: Luc Peumans, Painting With Light (B)    Rental: PRG Production Res.Gr.BVBA - Tildonk (B)





**Infinity-products** are exclusively distributed by

**Highlite International B.V.**

Vestastraat 2, 6468EX Kerkrade, The Netherlands.

[sales@highlite.nl](mailto:sales@highlite.nl) - [export@highlite.nl](mailto:export@highlite.nl)

Phone: +31-(0)45 - 5667700

This is a Highlite International B.V. publication. Design, concept, artwork, text and pictures are copyright protected and may not be reproduced in any form without prior approval of Highlite International B.V. in the Netherlands. Information in this catalogue is subject to change. Highlite International B.V. has the right to refuse claims based on misprints or editorial-errors.

Concept, art & design: Graphic-design department Highlite International B.V. All rights reserved 2015 © Infinity ® is a registered trademark of Highlite International B.V.