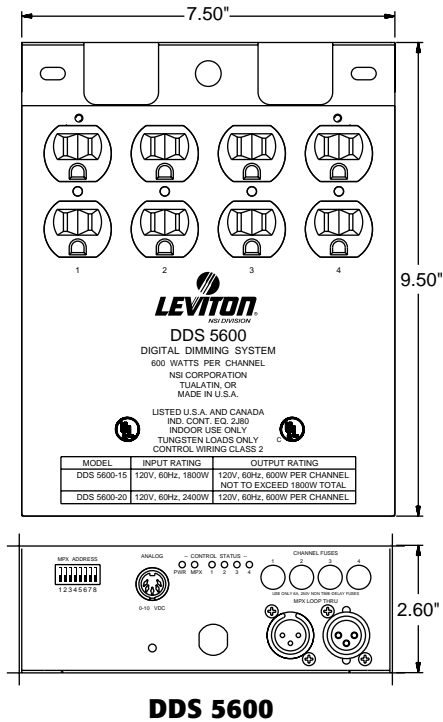
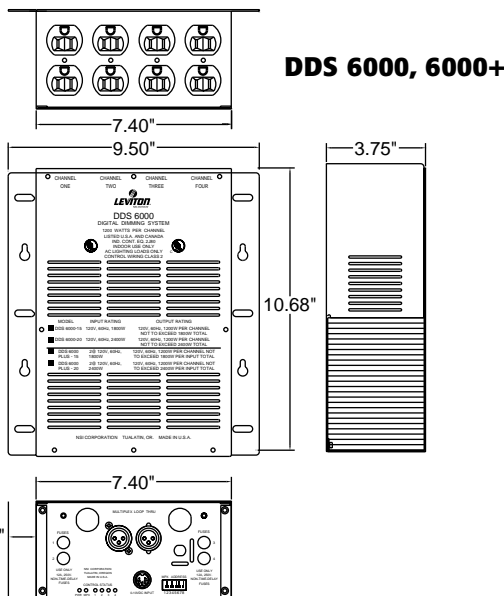


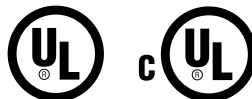
Reversible back cover allows packs to be truss or pipe mounted. Available on DDS 5300, 5600 and 3600R

DDS satellite dimmers are fully UL and CUL listed digital dimmers and relays that provide reliable, responsive performance with smooth, accurate dimming curves. Extensive epoxy encased toroidal filtering reduces the potential of dimmer generated noise. Individual channels are user assignable as dimmers or on/off relays for non-dim applications. All DDS Dimmers have built-in chase effects for stand-alone operation, perfect for all display type applications.



### Dimensional Data – in./[cm]/lbs./[kg]

	3600R	5300	5600	6000	6000+
Width	6.50 [16.5]	7.50 [19.1]	7.50 [19.1]	9.50 [24.1]	9.50 [24.1]
Depth	2.00 [5.1]	2.60 [6.6]	2.60 [6.6]	3.75 [9.5]	3.75 [9.5]
Height	8.50 [21.6]	7.90 [20.1]	9.50 [24.1]	10.90 [27.7]	10.9 [27.7]
Shipping Weight	7.00 [3.2]	7.00 [3.2]	10.00 [4.54]	14.00 [6.3]	15.00 [6.8]
Mounting Holes (OC)				8.25 [21]	8.25 [21]

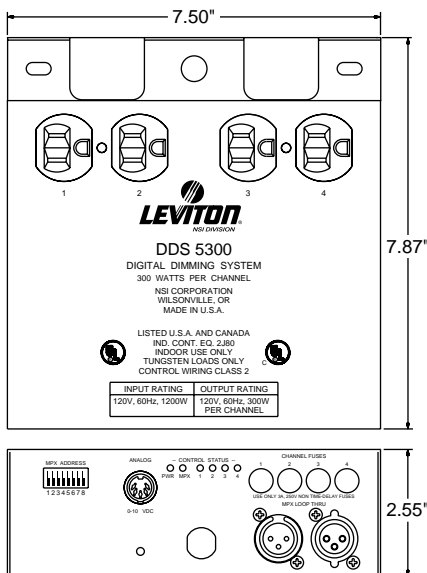


# Satellite Dimmer Packs

# DDS Series

## Features

- 4 individual dimmer or relay channels
- Microprocessor digital phase control dimming or zero-crossing relay modes are user selectable (3600R is relay only)
- 512 channel address capable
- User selectable soft start operation to increase lamp life
- User selectable 8 auto sequence control programs
- Sequence rate adjustable from 1 to 60 seconds
- Toroidal noise filtering
- Dual SCR circuit design ensures reliable operation
- Control status indicator LED
- Power on LED indicator
- Individual channel function LEDs
- External fusing for each individual channel
- External front panel circuit breaker (6000 and 6000+ only)
- NSI 128 channel Micro-Plex (3-pin XLR male and female)
- 0 to 10 volt analog input (5-pin DIN)
- Optional DMX512 digital control (5-pin XLR male and female)



**DDS 5300**

## DDS 3600R (relay only pack)

- 4 channels @ 600 watts
- 15 amp/1800 watt model with NEMA 5-15 household power cord connector or 20 amp/2400 watt model with NEMA 5-20 perpendicular blade power cord connector available
- 2400 watts maximum output

## DDS 5300

- 4 channels @ 300 watts
- 1200 watts maximum output
- Up to 100 micro-second toroidal filtering

## DDS 5600

- 4 channels @ 600 watts
- 15 amp/1800 watt model with NEMA 5-15 household power cord connector or 20 amp/2400 watt model with NEMA 5-20 perpendicular blade power cord connector available
- 2400 watts maximum output
- 160 micro-second toroidal filtering

## DDS 6000

- 4 channels @ 1200 watts
- 15 amp/1800 watt model with NEMA 5-15 household power cord connector or 20 amp/2400 watt model with NEMA 5-20 perpendicular blade power cord connector available
- 2400 watts maximum output
- 400 micro-second toroidal filtering

## DDS 6000+ (dual power cords)

- 4 channels @ 1200 watts
- 15 amp/3600 watt model with two NEMA 5-15 household power cord connectors or 20 amp/4800 watt model with two NEMA 5-20 perpendicular blade power cord connectors available
- 4800 watts maximum output
- 400 micro-second toroidal filtering
- UL listed knockout version available for hardwired permanent installation

## Description

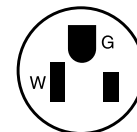
## Cat. No.

DDS 3600R120V, 15 Amp	FGP-03600-0
DDS 3600R, 120V, 20 Amp	FGP-03600-20
DDS 3600R, 240V, 20 Amp	FGP-03600-9
DDS 5300, 120V, 15 Amp	FGP-05300-0
DDS 5300, 120V, 20 Amp	FGP-05300-20
DDS 5300, 240V, 20 Amp	FGP-05300-9
DDS 5600, 120V, 15 Amp	FGP-05600-0
DDS 5600, 120V, 20 Amp	FGP-05600-20
DDS 5600, 240V, 20 Amp	FGP-05600-9
DDS 6000, 120V, 15 Amp	FGP-06000-0
DDS 6000, 120V, 20 Amp	FGP-06000-2
DDS 6000, 240V, 20 Amp	FGP-06000-9
DDS 6000+, 120V, 15 Amp	FGP-06000-1
DDS 6000+, 120V, 20 Amp	FGP-06000-21
DDS 6000+, 240V, 20 Amp	FGP-06000-19

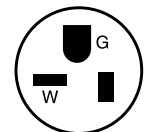
Optional DMX512 Kit OPT-05512-0

Optional, KO (Knockout) for hardwire of 6000+ OPT-06000-1

Specifications subject to change without notice



NEMA 5-15P



NEMA 5-20P

