




ABSOLUTE LUMENS

Supporting the past, innovating the future.


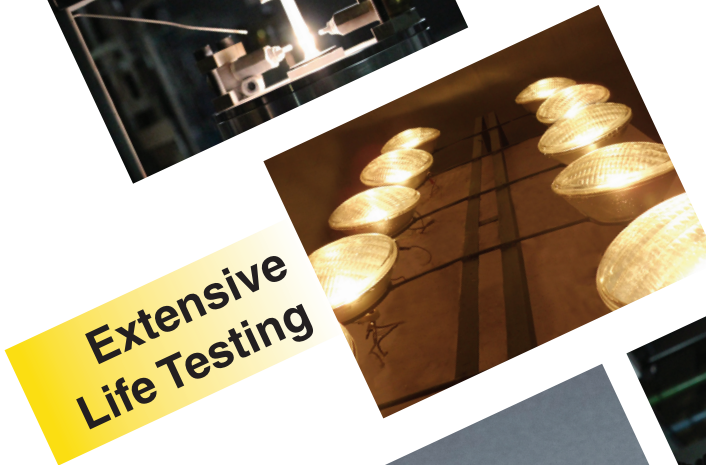
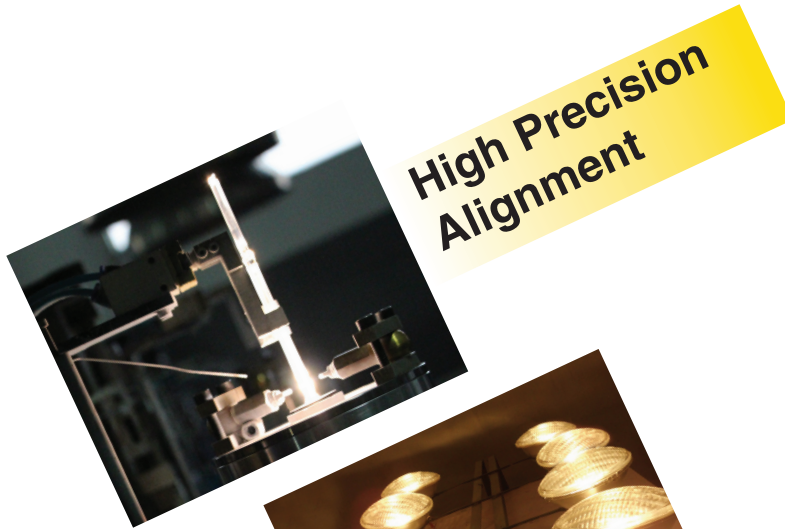
Manufacturer of Specialty Replacement Lamps



We manufacture specialty replacement lamps with a focus on efficiency and quality.

What are specialty lamps? They are replacement light bulbs for stage, TV studio, entertainment touring fixtures, show, theatre, medical, and various other non-residential applications. These applications typically require specific color temperatures, compact size, high output and high color rendering lamps. Can't find a lamp you need, we may have it, or we may be able to make it.

Our factories are geared to quickly evaluate, engineer, build and test many replacement lamps. Our agility and flexibility allow us to efficiently set up both small and larger production runs in as little as two to three weeks. Making our turnaround times quite fast.



Absolute Lumens researches and uses the most advance devices when creating and innovating for the future of replacement lamps.




HALOGEN

TYPE	CODE	DESCRIPTION	INDUSTRY COMPARABLE	AKA	IMAGE
Single Ended - G22	LCP92/120V-AL	CP92 2000w 120v G22 Lamp	CP92 120v	30391 88507 88507 93106527	
Single Ended - GX9.5	L7015TXO-AL	7015 TXO 750w 100v GX9.5 Lamp	7015TXO	151795	
	L7021G/115LL-AL	7021G/LL NPA 575w 115v Long Life PGJX50 Lamp	7021G/LL GRS P3 FastFit	271668 575/115LL Fast Fit	
Single Ended - GY16	LCP79/120V-AL	CP79 2000w 120v GY16 Lamp	CP79 120v	GE 29425 GE 88440	
Single Ended - PGJXZ50	L7019G/115V-AL	7019G 750w 115v PGJX50 Lamp	Hi-Brite 750w 115v P3 FastFit	229070 750/115 Fast Fit	
	L7021G/115LL-AL	7021G/LL NPA 575w 115v Long Life PGJX50 Lamp	7021G/LL GRS P3 FastFit	271668 575/115LL Fast Fit	
Double Ended 119mm - R7s	LEJG-AL	EJG 750T3Q/4CL 750w 120v R7s Lamp	750T3Q/4CL	23756 54598	
	LFDF-AL	FDf 500w 120v Clear T3 119mm R7s 3200k Lamp	JP120V-500WC6	1000500 23735	
	LEMD-AL	EMD 750w 120v Frost 119mm R7s 3200k Lamp	JP120V-750WCF	23755 1000327	

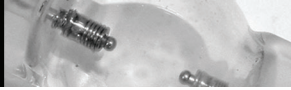
Double Ended 168mm – R7s	LFFT-AL	FFT 1000w 120v Clear T3 168mm R7s 3200k Lamp	JP120V-1000WC2 Q1000T3/1CL	23755 1000327	
Par 36	L4405-AL	4405 Incandescent Par36 30w 12v Spot 5.5x4 3000k 90000MBCP 100avg hours Screw Terminal Lamp	4405 VNSP	24425	
Par 46	L4535-AL	Incandescent Par46 30w 6.4v Spot 5.5x4 3000k 90000MBCP 100avg hours Screw Terminal Lamp	4535 VNSP	24735 24733 SAE J-591 MS-18005-4535	
	L200PAR46MFL-AL	Incandescent Par46 200w 120v Medium Flood 27x13 2850k 1300lm 2000avg hours MSP Lamp	200PAR46/3MFL	20138 55169 15194	
	L200PAR46NSP-AL	Incandescent Par46 200w 120v Narrow Spot 12x8 2850k 1300lm 2000avg hours MSP Lamp	200PAR46/3NSP	20115 55168 15191	
Par 56	L300PAR56MFL-AL	Halogen Par56 300w 120v Me- dium Flood 23x11 2950k 2100lm 2000avg hours MEP GX16D Lamp	300PAR56/MFL	20836 55164 14950	
	L300PAR56NSP-AL	Halogen Par56 300w 120v Narrow Spot 10x8 2950k 1800lm 2000avg hours MEP GX16D Lamp	300PAR56/NSP	20803 55163 14947	
	L300PAR56WFL-AL	Halogen Par56 300w 120v Wide Flood 37x18 2950k 2200lm 2000avg hours MEP GX16D Lamp	300PAR56/WFL	20849 55165 14953	
	L500PAR56MFL-AL	Halogen Par56 500w 120v Me- dium Flood 26x10 2950k 4800lm 3200avg hours MEP GX16D Lamp	Q500PAR56MFL	43495 55174 56211	
	L500PAR56NSP-AL	Halogen Par56 500w 120v Narrow Spot 13x8 2950k 4000lm 3200avg hours MEP GX16D Lamp	Q500PAR56NSP	43494 55173 56210	

	L500PAR56WFL-AL	Halogen Par56 500w 120v Wide Flood 44x20 2950k 6400lm 3200avg hours MEP GX16D Lamp	Q500PAR56WFL	43496 55175 56212	
Par 64	L500PAR64MFL-AL	Halogen Par64 500w 120v Medium Flood 23x11 2800k 3300lm 2000avg hours EMEP GX16D Lamp	500PAR64/MFL	39411 39409 55159 14932	
	L500PAR64NSP-AL	Halogen Par64 500w 120v Narrow Spot 12x7 2800k 3000lm 2000avg hours EMEP GX16D Lamp	500PAR64/NSP	39414 39406 55161 14938	
	L500PAR64WFL-AL	Halogen Par64 500w 120v Wide Flood 42x20 2800k 3400lm 2000avg hours EMEP GX16D Lamp	500PAR64/WFL	39412 55160 14935	
	L1000PAR64M-AL	Halogen Par64 1000w 120v Medium Flood 28x12 3000k 11400lm 3200avg hours EMEP GX16D Lamp	Q1000PAR64/MFL	43498 56207	
	L1000PAR64N-AL	Halogen Par64 1000w 120v Narrow Spot 15x8 3000k 9700lm 3200avg hours EMEP GX16D Lamp	Q1000PAR64/NSP	43497 56206	
	L1000PAR64W-AL	Halogen Par64 1000w 120v Wide Flood 48x24 3000k 15400lm 3200avg hours EMEP GX16D Lamp	Q1000PAR64/WFL	43499 55172	
	LFFN-AL	Halogen Par64 1000w 120v Very Narrow Spot 12x6 3200k 11000lm 800avg hours EMEP GX16D Lamp	Q1000PAR64/1	13233 56214	
	LFFP-AL	Halogen Par64 1000w 120v Narrow Spot 14x7 3200k 12000lm 800avg hours EMEP GX16D Lamp	Q1000PAR64/2	13229 56215	
	LFFR-AL	Halogen Par64 1000w 120v Medium Flood 28x12 3200k 14000lm 800avg hours EMEP GX16D Lamp	Q1000PAR64/5	13228 56217	
	LFFS-AL	Halogen Par64 1000w 120v Wide Flood 48x24 3200k 19000lm 800avg hours EMEP GX16D Lamp	Q1000PAR64/6	13227 56216	







LED

TYPE	CODE	DESCRIPTION	INDUSTRY COMPARABLE	AKA	IMAGE
Par 36	LD-P36SAL10NLVC5	LED PAR36 10w 6-12vAC/DC VN5P 5deg Screw Terminal Sealed Beam Lamp	4515 H4515 4516 H7550 4405 H4405 4416 7400 H7616	4515 Pinspot Bulb	
	LD-P36SAL2NLVRD5	Red LED PAR36 2w 6-12vAC/DC VN5P 5deg Screw Terminal Sealed Beam Lamp	4515 H4515 4516 H7550 4405 H4405 4416 7400 H7616	4515 Pinspot Bulb	
	LD-P36SAL2NLVBL5	Blue LED PAR36 2w 6-12vAC/DC VN5P 5deg Screw Terminal Sealed Beam Lamp	4515 H4515 4516 H7550 4405 H4405 4416 7400 H7616	4515 Pinspot Bulb	
Par 56	Coming Soon	LED PAR56 26w 2600lm 3000k NSP 15deg 120v Dimmable MEP GX16D Lamp	Halogen Par 56 300w		
	Coming Soon	LED PAR56 26w 2600lm 3000k MFL 25deg 120v Dimmable MEP GX16D Lamp	Halogen Par 56 300w		
	Coming Soon	LED PAR56 26w 2600lm 3000k WFL 38deg 120v Dimmable MEP GX16D Lamp	Halogen Par 56 300w		
Par 64	Coming Soon	LED PAR64 36w 3800lm 3000k NSP 15deg 120v Dimmable EMEP GX16D Lamp	Halogen Par 64 500w		
	Coming Soon	LED PAR64 36w 3800lm 3000k MFL 25deg 120v Dimmable EMEP GX16D Lamp	Halogen Par 64 500w		
	Coming Soon	LED PAR64 36w 3800lm 3000k WFL 38deg 120v Dimmable EMEP GX16D Lamp	Halogen Par 64 500w		



METAL HALIDE

TYPE	CODE	DESCRIPTION	INDUSTRY COMPARABLE	AKA	IMAGE
Reflector	LRSD230W/7R-AL	RSD 230W 7R Short Arc Discharge Reflector Lamp, with Japanese burner, 8000k, 2000hr, Cri 80	HRI 230W , MSD Platinum 7R	54403	
	LRSD350W/17R-AL	RSD 350W 17R Short Arc Discharge Reflector Lamp, with Japanese burner, 7500k, 1500hr, Cri 85	-	-	
Single Ended	Coming Soon	Coming Soon	Coming Soon		
Double Ended	Coming Soon	Coming Soon	Coming Soon		



**ABSOLUTE
LUMENS**

Supporting the past and innovating for the future in specialty, medical, studio and entertainment lighting.

(407) 563-0072

absolutelumens.com

05/27/2026